
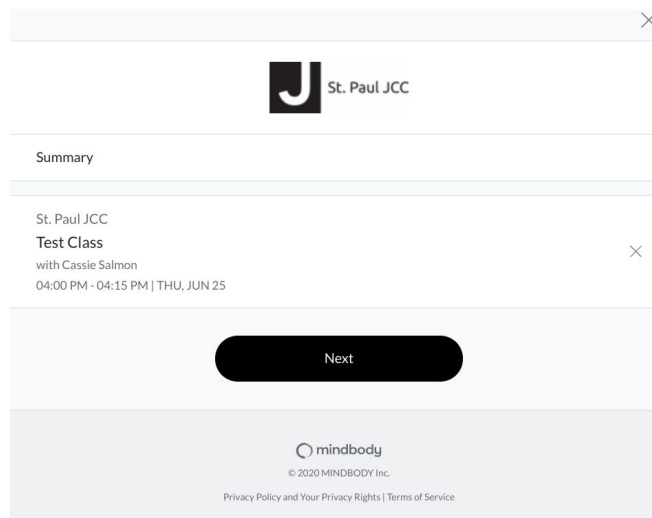


1. Go to <https://www.stpauljcc.org/fitness/classes/>
2. To find your class, select the date and BOOK next to the class you would like to attend

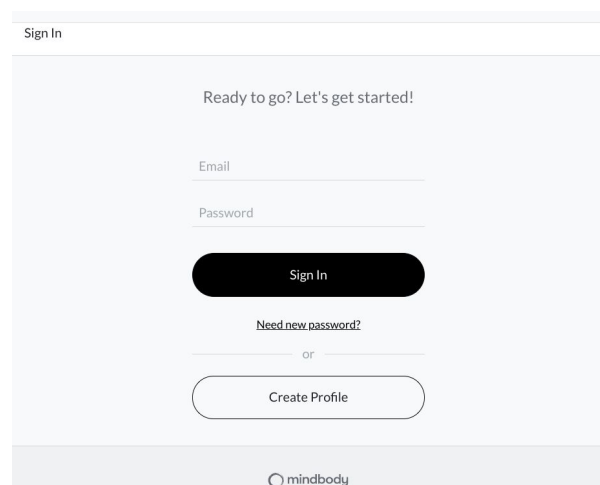
BOOK



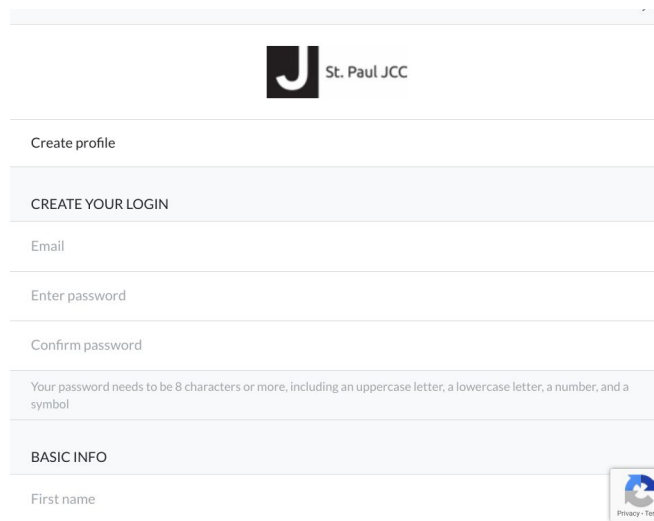
3. To check out, a pop-out screen will appear:



4. Click "Next"
 - a. You will need to sign-in and for **all first time users**, you will need to create a profile

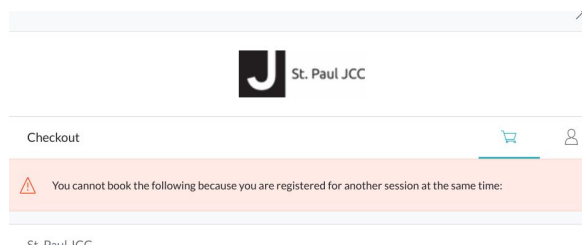


- b. To create a profile you will need to enter in the following information:
- i. Email address, password, confirm password

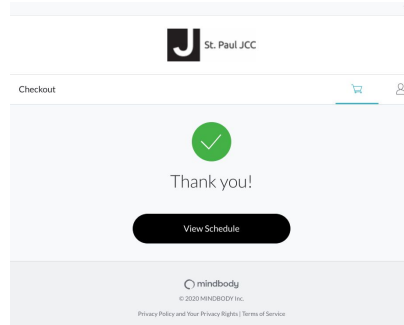


The screenshot shows a web browser window with the St. Paul JCC logo at the top. Below the logo is a 'Create profile' section. It features a 'CREATE YOUR LOGIN' button, followed by input fields for 'Email', 'Enter password', and 'Confirm password'. A note below the password fields states: 'Your password needs to be 8 characters or more, including an uppercase letter, a lowercase letter, a number, and a symbol'. Below this is a 'BASIC INFO' section with a 'First name' input field. A 'Privacy - Terms' link is visible in the bottom right corner of the form area.

- ii. Basic information: First/Last Name, etc.
- iii. Please note: EACH member needs their own profile. You will not be able to book two times under the same name. If you try to book a class two times for two different members under one profile you will receive this error message



5. When you have **successfully** registered for your class, you will receive a "Thank you!" AND a confirmation email from the St. Paul JCC. This email will contain important information about the class you have registered for.



6. You have registered for a virtual class, now what? Beginning 24 hours before your class start time you will receive an email from Cassie (cassandras@stpauljcc.com) with a link to your Zoom Webinar.
7. All you will need to do is click the link in the email and you will automatically be directed to your web browser or Zoom App (only if you have already downloaded the app from your Apple or Play Store on your iPhone, iPad, or android devices)

Please click the link below to join the webinar:

<https://us02web.zoom.us/j/85786823459>

8. You will only be able to see the instructor. The instructor **cannot** see you.
9. Don't forget to attend your virtual class! Set a reminder or add it to your calendar. Class will begin promptly at the time scheduled.